

PURE SUSPENSION

NO IMAGE

ANTARES

Suspended modular adjustable projector configuration, in 3 body sizes, with 1, 2 or 3 optics, with integral control gear
 Optics adjustable 356° rotation, 60° tilt

BODY Aluminium, chrome plated plastic end caps. Spotlights in die cast aluminium.
REFLECTOR Super pure aluminium with specular finish
FIXING Stainless steel suspension wires
FRONT GLASS 4mm tempered safety glass



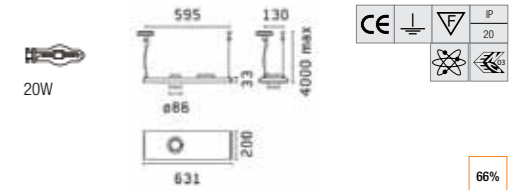
AN09.1231
 .30 WHITE .14 BLACK .02 GREY

Wire suspended, integral electronic control gear

Pure 1 Suspension
 CEILING SUSPENDED, LINEAR HOUSING, SINGLE ADJUSTABLE PROJECTOR

End caps required, F0526057 (PAIR). System can be continuously mounted

1x 20W CDM-Tm



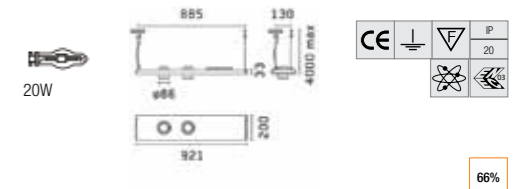
AN09.1241
 .30 WHITE .14 BLACK .02 GREY

Wire suspended, integral electronic control gear

Pure 1 Suspension
 CEILING SUSPENDED, LINEAR HOUSING, TWIN ADJUSTABLE PROJECTOR,

End caps required, F0526057 (PAIR). System can be continuously mounted

2x 20W CDM-Tm



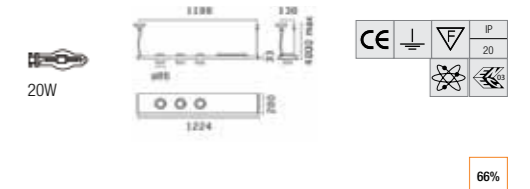
AN09.1251
 .30 WHITE .14 BLACK .02 GREY

Wire suspended, integral electronic control gear

Pure 1 Suspension
 CEILING SUSPENDED, LINEAR HOUSING, TRIPLE ADJUSTABLE PROJECTOR,

End caps required, F0526057 (PAIR). System can be continuously mounted

3x 20W CDM-Tm



PURE SUSPENSION



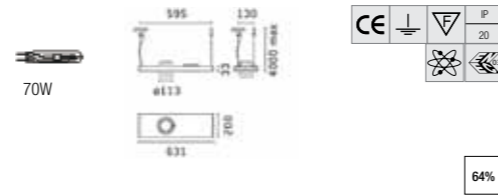
AN09.1306
.30 WHITE .14 BLACK .02 GREY

Wire suspended, integral electronic control gear

Pure 2 Suspension
CEILING SUSPENDED, LINEAR HOUSING, SINGLE ADJUSTABLE PROJECTOR,

End caps required, F0526057(PAIR). System can be continuously mounted

1x 70W CDM-TC



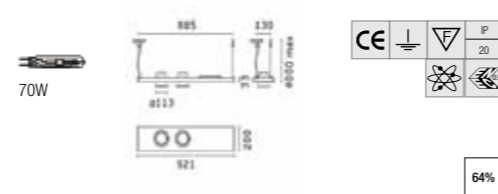
AN09.1316
.30 WHITE .14 BLACK .02 GREY

Wire suspended, integral electronic control gear

Pure 2 Suspension, 2 Light
CEILING SUSPENDED, LINEAR HOUSING, TWIN ADJUSTABLE PROJECTOR,

End caps required, F0526057(PAIR). System can be continuously mounted

2x 70W CDM-TC



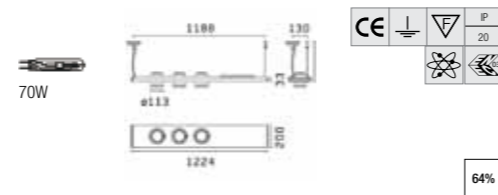
AN09.1326
.30 WHITE .14 BLACK .02 GREY

Wire suspended, integral electronic control gear

Pure 2 Suspension, 3 light
CEILING SUSPENDED, LINEAR HOUSING, TRIPLE ADJUSTABLE PROJECTOR,

End caps required, F0526057(PAIR). System can be continuously mounted

3x 70W CDM-TC



Lamp and Reflector Options

Pure Suspension 1
Low Voltage:
GX5.3 QR-CBC 51 (max 50W) or (2x50W, 3x50W) 10°, 24°, 38°, 60°
GY6.35 QT-12 (max 50W) or (2x50W, 3x50W) 10°, 22°, 57°
Discharge:
PGJ5 CDM-Tm (max 35W) or (2x35W, 3x35W) 8°, 24°, 54°
GX10 HI-PAR 51 (max 35W) or (2x35W, 3x35W) 24°, 38°, 60°

Pure Suspension 2
Low Voltage:
GY6.35 QT-12 (max 100W) or (2x100W, 3x100W) 6°, 10°, 21°
Discharge:
G8.5 CDM-TC (max 70W) or (2x70W, 3x70W) 15°, 42°, 66°

Accessories

Accessory holding ring
Elliptical Light Distribution Lens
Flood Lens
Honeycomb louvre
End Caps (pair) F0526057
Power supply cable rose F0556020

Filters



COULD BE WRONG NAME - ONE OF THEM IS