


KELVIN T5 SUSPENSION



ANTONIO CITTERIO/
TOAN NGUYEN

Suspended linear fluorescent with direct light distribution, integral electronic control gear, available in 2 body sizes

BODY

Injection moulded polycarbonate, (50) transparent or (30) smoked Fumee finish, brilliant finish die-cast aluminium end caps Super pure aluminium, specular louvre optic Two steel wires with die cast aluminium fast adjust ceiling attachments.

REFLECTOR INSTALLATION



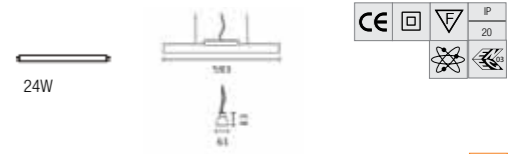
F3296050 Transparent
.F3296030 FUMEE

2 wire suspended, transparent or Fumee finish, integral electronic control gear

Kelvin T5 Suspended S1
CEILING SUSPENDED,
DIRECT LINEAR T5 FLUORESCENT

Specular finish, low brightness refractor louvre

1x 24W T5 Linear Fluorescent



68%



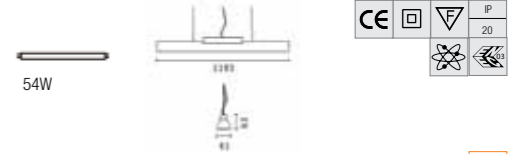
F3297050 Transparent
.F3297030 FUMEE

2 wire suspended, transparent or fumee finish, integral electronic control gear

Kelvin T5 Suspended S2
CEILING SUSPENDED, DIRECT
LINEAR T5 FLUORESCENT

Spectacular reflector optic, low brightness refractor louvre

1x 54W T5 Linear Fluorescent



67%

Lamp Options

FLUORESCENT
G5 T5 FQ (24w) 90°
GT T5 FQ (54w) 90°